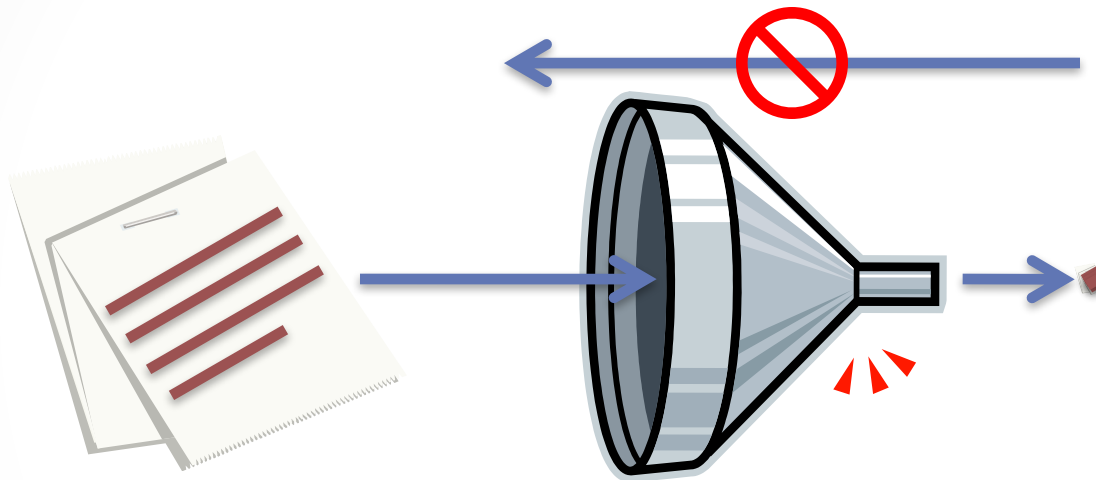


CS 465

Cryptographic Hash Functions

Message Digests



- Input to a hash function is called a pre-image
- Output of a hash function is a message digests, also known as hash codes or hash values
 - Sort of like a message fingerprint/footprint
- Hash functions are **ONE**-way
- - They cannot be inverted

Properties of a Hash Function (H)

1. H can be applied to a block of data of any size
2. H produces a fixed-length output
3. $H(x)$ is relatively easy to compute for any given x
4. For any given value h , it is computationally infeasible to find x such that $H(x) = h$
(one-way)
5. For any given block x , it is computationally infeasible to find $y \neq x$ with $H(y) = H(x)$
(weak collision resistance)
6. It is computationally infeasible to find **any** pair (x, y) such that $H(x) = H(y)$
(strong collision resistance)

Attacks on Hash Functions

- First pre-image attack
 - Given a hash h , find a message m such that $H(m) = h$
 - Think property #4
- Second pre-image attack
 - Given a message m_1 , find a different message m_2 such that $H(m_2) = H(m_1)$
 - Cost: 2^n where $n = \#$ of digest bits
 - Think property #5
- Collisions
 - Two messages both hash to the same value
 - Birthday Attack
 - Given n -bit digest, birthday attack says that we'll find a match after $2^{n/2}$ attempts
 - Think property #6

253 people in a room
• Odds are good that one of them shares a birthday with you
23 people in a room
• Odds are good that two people share a birthday

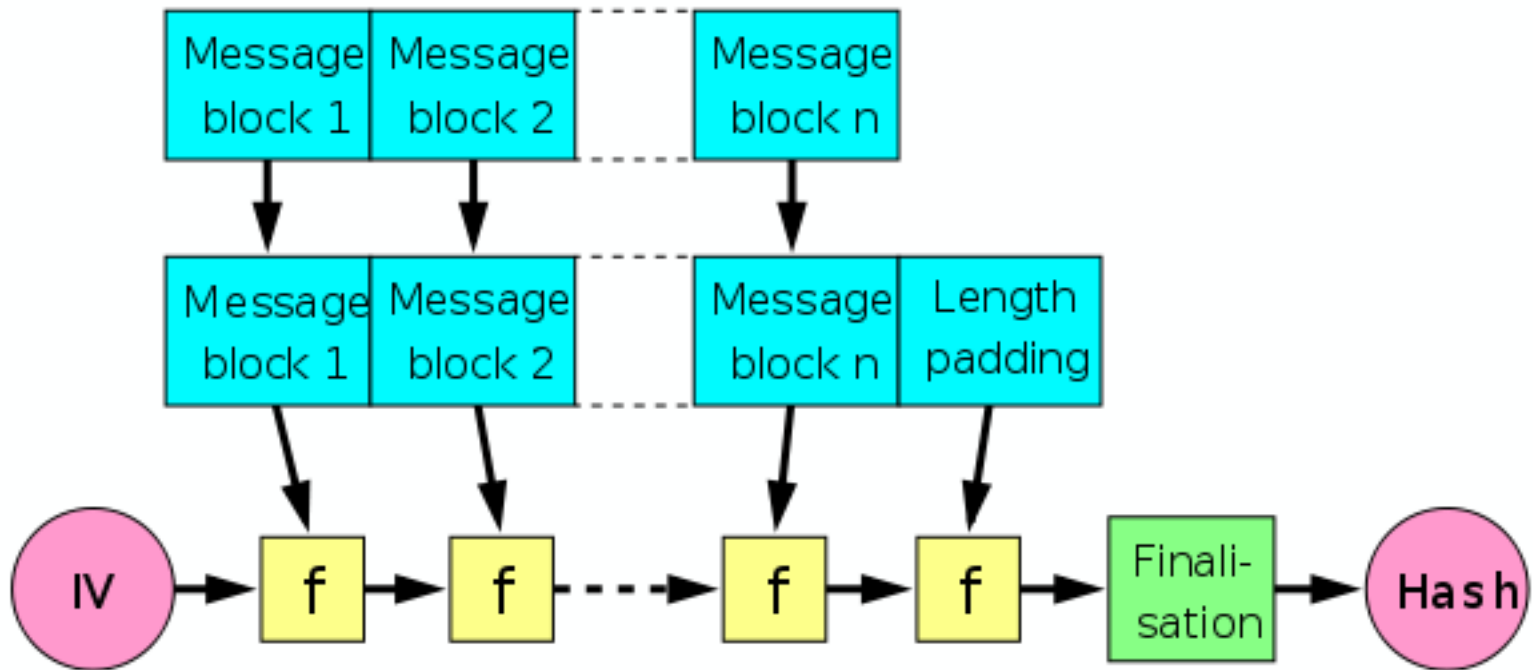
Useful Applications of Hashes

- Human-readable method to compare/verify data
 - File downloads
 - Testing/passing off Lab #1
- Chaining events together – blockchain (think Bitcoin)
- Digital signatures and message authentication codes
- Fundamental building block of many secure protocols
 - Schneier (Secrets and Lies) – “They are probably the single most useful tool in a cryptographer’s toolbox”

SHA-1 Hash Function

- The following diagrams illustrates how SHA-1 is implemented
- SHA-1 is implemented using the Merkle-Damgård construction
 - See http://en.wikipedia.org/wiki/Merkle-Damgård_construction
- It is important to understand the details of this implementation in order to understand the MAC attack that will be discussed in the MAC

Merkle-Damgård Construction



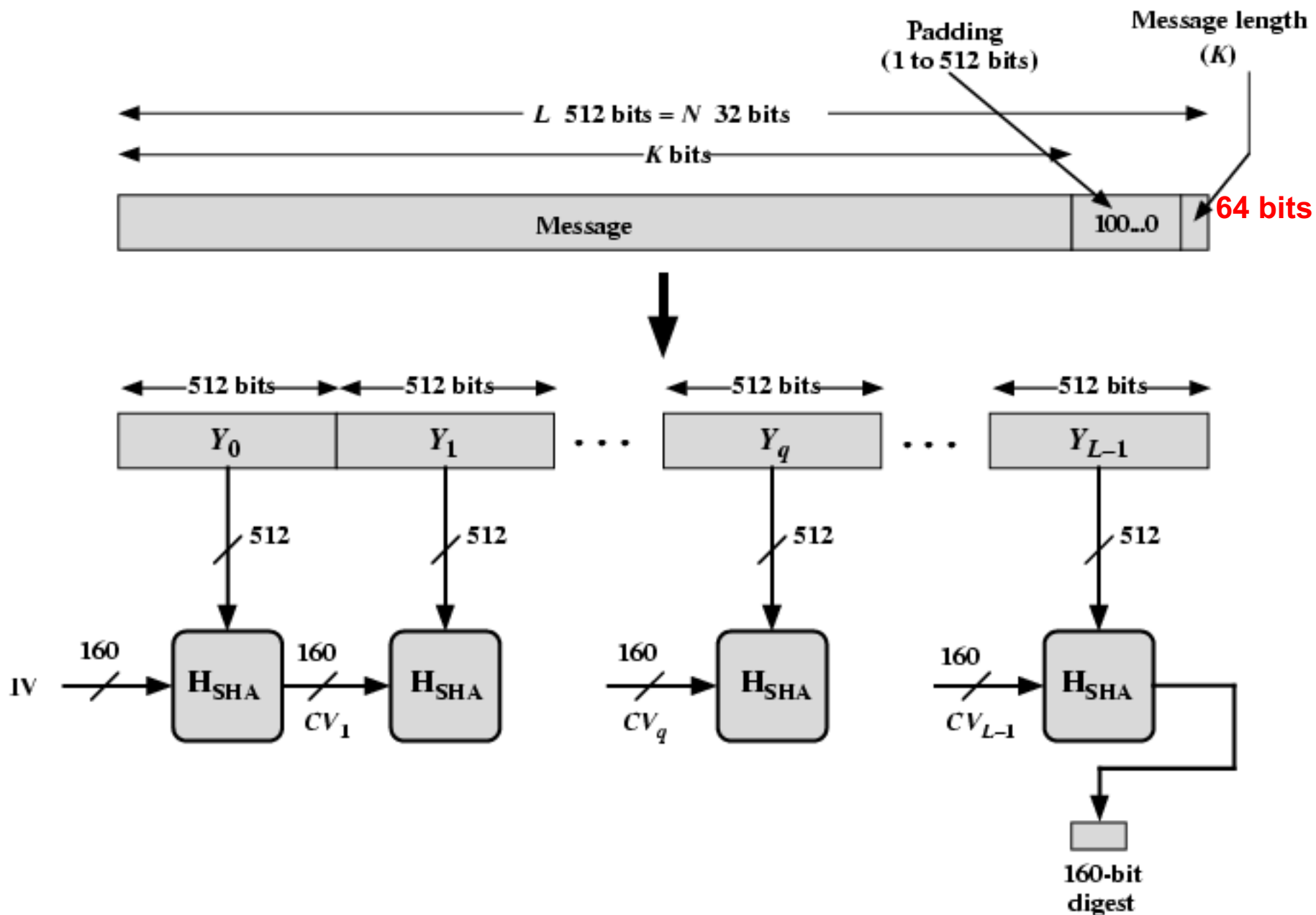


Figure 3.4 Message Digest Generation Using SHA-1

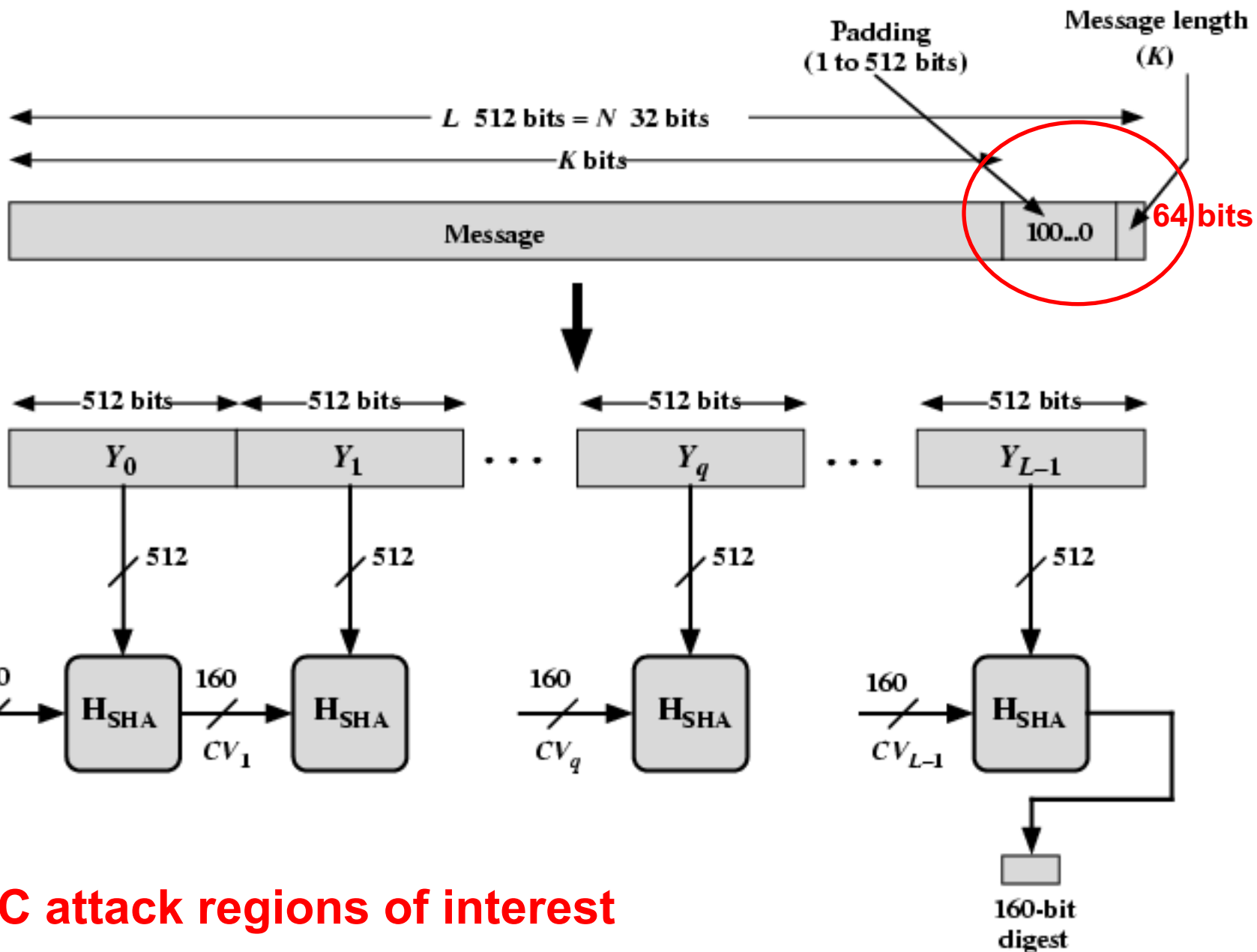


Figure 3.4 Message Digest Generation Using SHA-1

MD5 and SHA

- MD5
 - Completely broken – collisions found
- SHA-0
 - Completely broken – collisions found
- SHA-1
 - Weaknesses discovered, not recommended for new apps after 2010
- SHA-2
 - ok to use, no known flaws
- SHA-3
 - Subset of Keccak (pronounce ketchak)
 - New government standard in 2015 based on a competition (like AES)
 - Completely different construction than prior SHA variants
 - Does not use Merkle-Damgard construction – uses a sponge construction
 - A defense in the event that SHA2 collapses
- See <https://en.wikipedia.org/wiki/SHA-3> comparison chart